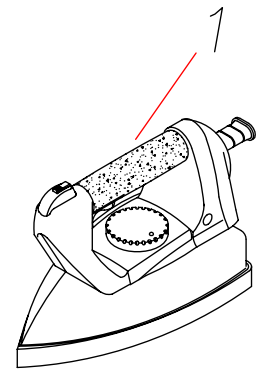
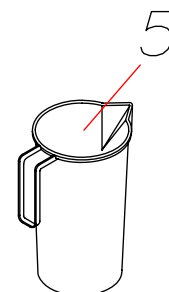
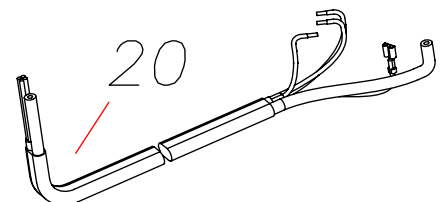
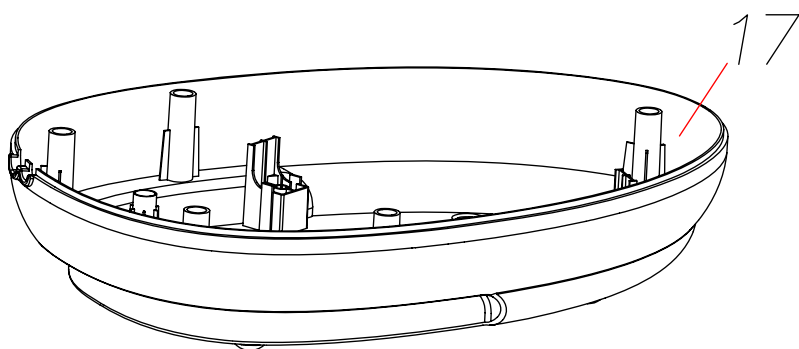
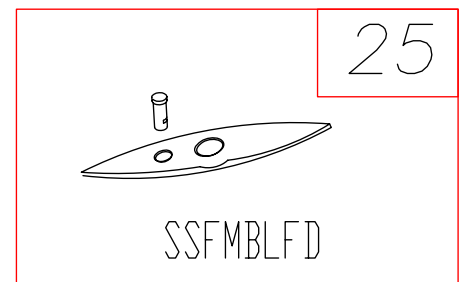
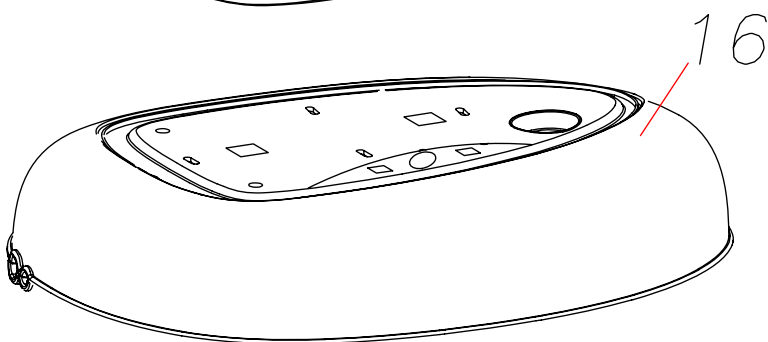
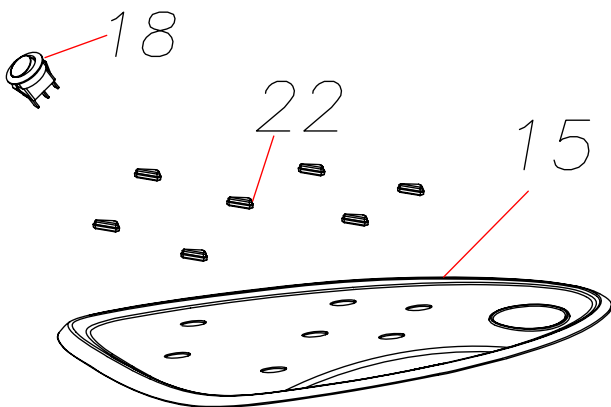
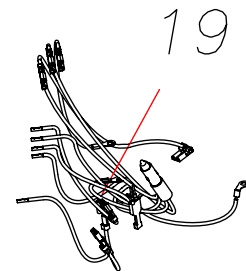
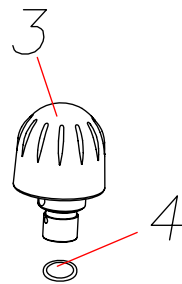


For 6255/4 versions



For 6255 versions

14



Posizione	Codice	Descrizione
1	AT2136000110	ASS.FERRO FMS 230V 800W X 6255
3	AT2136004010	ASS.TAPPO DI SICUR.PASSIVA 625
4	AT2135590100	GUARNIZIONE TAPPO 6255 ROSSA
5	AT522326500	MISURINO CSM/P/22
10	AT2131430030	PRESSOSTATO 6255
11	AT2131400050	ELETTROVALVOLA 6255
13	AT2136002600	ASS.CALDAIA COMPL.6255
14	AT2131420020	TERMOSTATO 6255 160øC
15	AT2135501610	SUPPORTO FERRO 6255 BLU
16	AT2135530110	CORPO SUP.6255 BIANCO SER.AR B
17	AT2135501310	SEMIGUSCIO INF.6255 BLU
18	AT2135760000	INTERRUTTORE ON OFF 6255
19	AT2136002700	ASS.CABLAGGIO 6255
20	AT2136003000	ASS.CAVO ACCOPPIATO 6255
22	AT2135590300	TAMPONE APPOGGIAFERRO 6255
25	AT2136005700	ASS.PANNELLINO BIANCO CON GEMM